

Tilt Downlight. Die Cast – Twist & Lock - GU10 240 Volt



**PLEASE ENSURE THESE INSTRUCTIONS ARE READ THOROUGHLY BEFORE
INSTALLATION AND A COPY IS AVAILABLE FOR FUTURE REFERENCE**

Important Information:

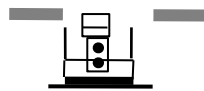
It is recommended that luminaires are installed and fitted by a qualified electrician ensuring the installation complies with the current IEE wiring regulations BS7671 1992.
This product is designed for connection to a 240 Volt supply.
This product is double insulated.

Always switch off the mains supply before servicing, fitting or replacing lamps.
Always check the lamp is correct for the application including its wattage and voltage.
Special attention should be paid to any installations with low ceiling voids.
Never exceed the maximum wattage.
Ensure the lamp is correctly located in the lampholder.

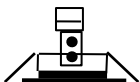
Installation Instructions

We recommend that a sample hole be cut in some scrap material to familiarise yourself with the installation. Once you are completely satisfied:
Locate the areas suitable for installing these luminaires.
Cut a suitable hole in the ceiling and ensure sufficient ceiling void without infringing on joists, water pipes or electrical cables.

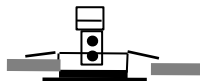
Stage 1. Read instructions and check you have all the tools and accessories to complete the installation correctly



Stage 3. Press springs back and push luminaire body into aperture. Connect luminaire to a 240V supply.



Stage 2. Cut a suitable hole in ceiling.

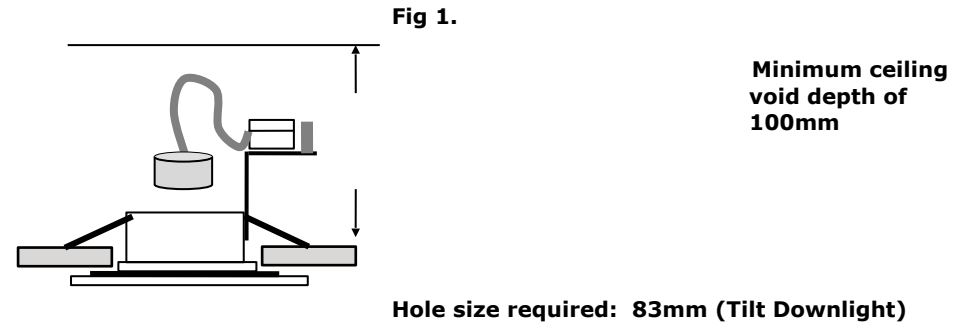


Installation instructions (continued)

Connect this product to a 240 volt supply.
This appliance is Class II.
This product is double insulated

Ensure there is adequate free air flow around the fitting.
There must be at least 0.5m distance between the front of the luminaire and the nearest illuminated surface.

Fit this product as illustrated fig 1



**Replace failed lamps immediately;
Always allow the lamp and fitting to
cool before replacing lamp.**

**Lamp required: GU10
Max Wattage: 50W
Voltage: 240V**



This luminaire is suitable for mounting on a Normally Flammable Surface.
(e.g. Wooden ceiling or a material based on wood)
The maximum lamp rating is 50 watts .

NOTE:

**Please recycle where facilities exist.
Check with your local authority for
recycling advice.**

